

# BD Integra™ Syringe

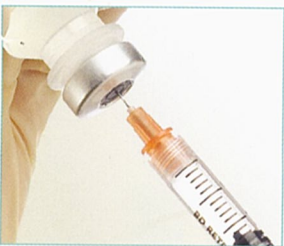
with retracting BD Integra™ needle

## Important usage guidelines



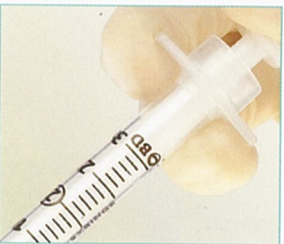
### 1. Attachment

Attach the BD Integra needle onto the BD Integra syringe with a push and a clockwise twist. If pre-attached, tighten the needle onto the syringe prior to use. Pull the shield straight off the needle.



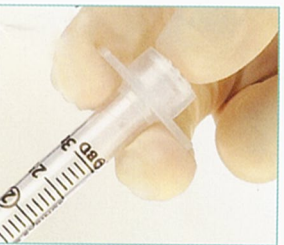
### 2. Aspiration

Draw up medication in accordance with your institution's protocol. The BD Integra range includes the BD Integra 18G blunt fill needle.



### 3. Injection

Administer medication in accordance with your institution's protocol.



### 4. Activation

Push plunger rod to activate the safety mechanism. Depress until you sense two clicks. *Activation can occur before or after needle is withdrawn from the patient.*



### 5. Needle retraction

The needle will disappear into the syringe and the plunger will be recessed into the barrel when activation is complete. Discard immediately into a sharps collector.

Luer needle



Luer lock design

BD Integra needle



Tru-Lok™ technology

## Remember

- If activation is performed **before** needle is withdrawn from patient, do not advance needle while depressing plunger rod.
- If activation is performed **after** needle is withdrawn from patient, minimal splatter may occur. When activating the device outside of the patient, hold the device downward at arm's length and activate while pointing away from self and others. Keep device within sight at all times to avoid accidental needlestick injury.
- **Do not** use this product to draw blood or for venipuncture.
- BD Integra needle and syringe **do not** have a standard Luer connection. Conventional Luer lock needles cannot be used with the BD Integra syringe.
- When delivering highly viscous medications, use a 22G or 21G BD Integra retracting needle, and inject at a controlled rate.
- Follow your institution's protocol for aseptic technique and skin preparation.
- Follow your institution's protocol for safe disposal of all medical waste.

Becton Dickinson Pty Ltd, 4 Research Park Drive, North Ryde, NSW 2113, Australia  
Toll Free: 1800 656 100

Becton Dickinson Limited, 14B George Bourke Drive, Mt Wellington, Auckland 1060, New Zealand  
Toll Free: 0800 572 468

[bd.com](http://bd.com)

